

**Bank of England**

# The Banknote Checking Scheme

Lauren Murphy

13 March 2025

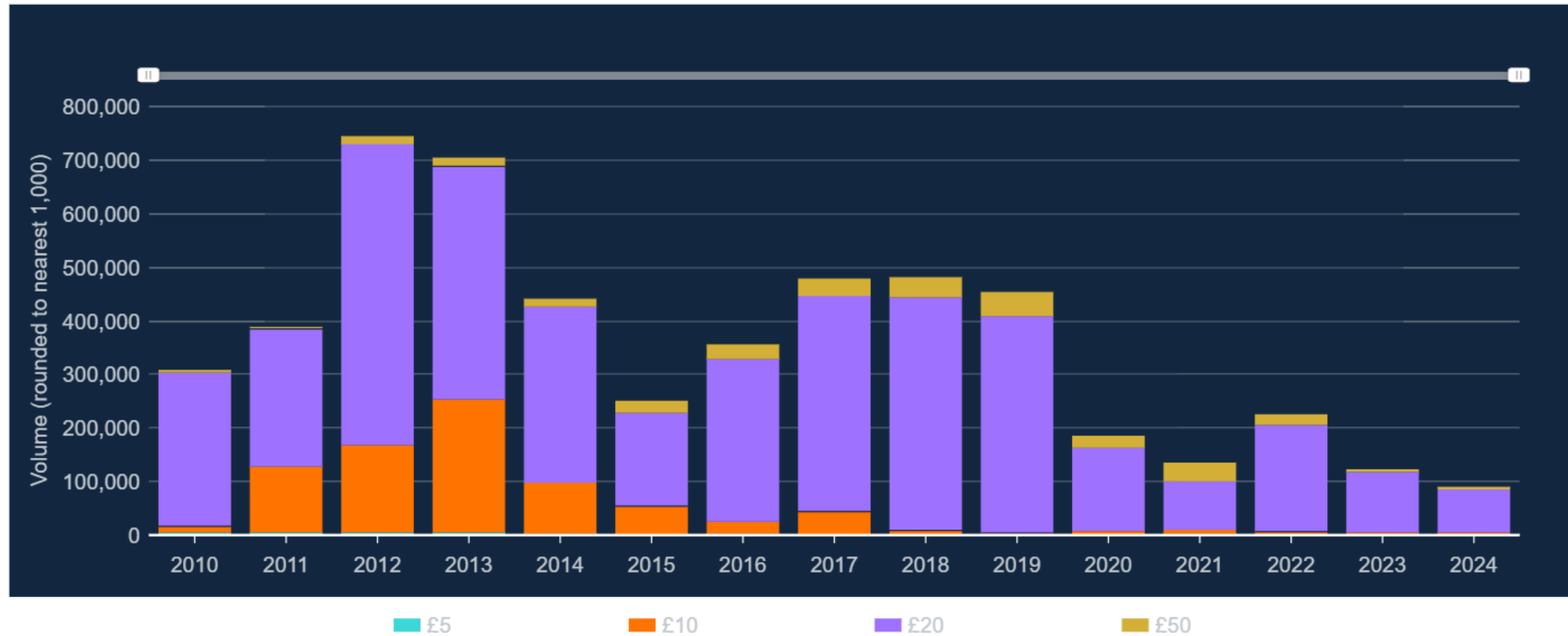


# Contents



1. What is the current counterfeit threat?
2. What is best practice...and what isn't?
3. How can the Banknote Checking Scheme protect your business?
4. Any questions?

# How many counterfeits of Bank of England notes are there?




- Counterfeits are much reduced from 2019 due to:
  1. Issuance of polymer notes and withdrawal of the paper designs
  2. Significant disruption by law enforcement on the production and distribution of counterfeits
- But businesses accepting counterfeits can be repeatedly targeted

# Current threats...and incorrect rumours


- Counterfeits remain focused on £20s...but many businesses only check £50s
  - Common criminal tactics
    - Foil stickers attached to counterfeits
    - Paying with a £50/£20 note for small item
    - Hidden in other notes, asking to change a note, other misdirection
    - Paying with counterfeit(s) and then returning purchase later/elsewhere
  - “Counterfeit notes” that are actually damaged notes
    - Scratched £5s / incorrect advice about scratching with a coin as a counterfeit check
    - Missing foil (seeing few of these though)
    - Pay them into your bank/Post Office or return to the Bank of England to get full value
    - Although be careful with any notes joined with tape – may be a “composite” counterfeit
-

# Security features video and practical training

- Our video shows all security features
  - These are the same across all notes, including King Charles III notes
- But we advise businesses to use our two focus features
  - Hologram word change on front of note – as shown for £20
  - See through window features – as shown for £20 and £50
- Use of machines
  - Can be highly effective
  - Make sure they have passed our machine testing framework
  - Make sure software updates are applied
  - Do not rely on UV lights: use in combination with focus feature(s)
  - Detector pens do not work on polymer counterfeits



# How do I train my employees?

**Bank of England** How to check your banknotes [Scan me >](#) 

bankofengland.co.uk/banknotes

All of our notes can be checked using the same two security features

**1** **Hologram image change**  
Tilt the note from side to side. Check the words change between the value of the note, 'Five', 'Ten', 'Twenty' or 'Fifty' and 'Pounds'.

**2** **See-through window**  
Look at the metallic image over the window. Check the foil is gold on the front of the £5 and £10, gold and blue on the front of the £20 and gold and green on the front of the £50. The foil is silver on the back of all notes.

**Check more security features**

**Coloured foil patch**  
On the back of the notes, directly behind the silver crown on the front, there is a metallic foil patch. The foil is green on the £5 note, copper on the £10 note, purple on the £20 note and red on the £50 note.


**The Queen's portrait in the see-through window**  
A portrait of the Queen is printed on the window with the denomination and 'Bank of England' printed twice around the edge.

**Silver foil patch**  
A silver foil patch contains a 3D image of the coronation crown. You will find this above the main see-through window on the front of the notes.

**Feel of polymer and raised print**  
Our notes are printed on polymer – a thin and flexible plastic material. On the front of the notes, you can feel raised print on the words 'Bank of England' and in the bottom right corner around the numbers '5' and '10', or over the smaller window on the £20 and £50 notes.

**Print quality**  
The printed lines and colours on the note are sharp and clear, with no smudges or blurred edges. If you use a magnifying glass, you will see the value of the note written in small letters and numbers below the Queen's portrait.

**Ultraviolet numbers**  
Under a good-quality ultraviolet light, the value appears in bright red and green on the front of the notes, against a duller background.



**Contents**

- £5 note
- £10 note
- £20 note
- £50 note
- Advice and information
- Test

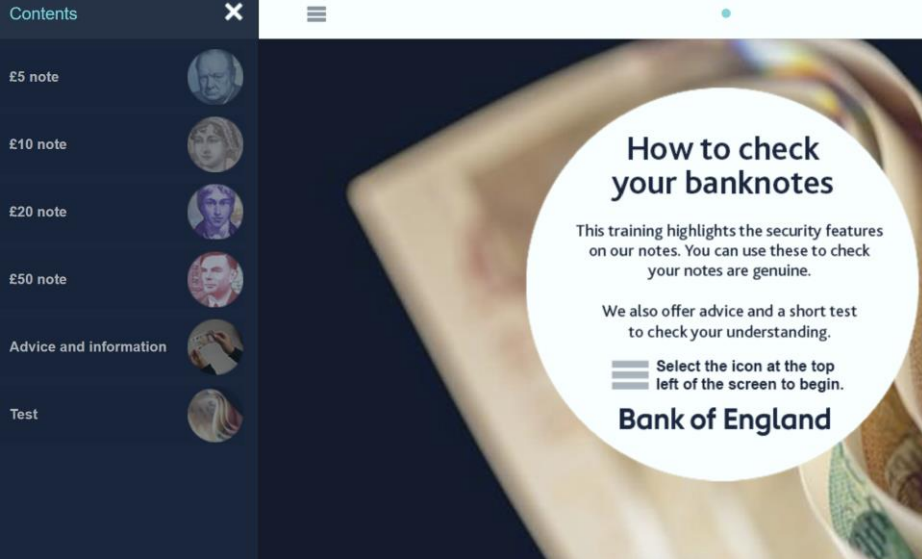
**How to check your banknotes**

This training highlights the security features on our notes. You can use these to check your notes are genuine.

We also offer advice and a short test to check your understanding.

Select the icon at the top left of the screen to begin.

**Bank of England**




**How to check your banknotes**

Your simple guide to checking banknotes




**Watch our short film showing the key security features on the £50 note**



[www.bankofengland.co.uk/banknotes/retailers-and-businesses](http://www.bankofengland.co.uk/banknotes/retailers-and-businesses)

# What is the Banknote Checking Scheme



- Promotes banknote checking at point-of-sale
- Regular updates on threats and best practice
- Reduces the financial loss and reputational risks caused by counterfeit banknotes
- Builds a relationship with us
- Corporate Social Responsibility contribution – supports local communities and reduces proceeds from crime
- Free of charge
- More than 900 retailers and businesses have signed up, across more than 25,000 locations

# How can the Banknote Checking Scheme protect my business?

## The Banknote Checking Scheme helps you to:



1 train your staff so they can confidently check notes at point of sale



2 make sure your staff know what to do with a counterfeit note



3 stay up-to-date with best practice



4 learn about important banknote developments



**Any questions?**

OFFICIAL: GREEN

