



# BURGLARY PREVENTION ADVICE






## 3 STEP PROTECT







### Keep your home safe by following 3 STEP Protect.




#### Protect your valuables

-  Don't advertise your goods. Always keep valuables like tablets and laptops out of sight from windows and store keys away from the letterbox.
-  Make your valuables less attractive to thieves by using a property or police approved forensic marking solution only visible under Ultraviolet (UV) light. [www.met.police.uk/mark-your-property](http://www.met.police.uk/mark-your-property)
-  Consider buying a safe or using other safe storage providers.

#### Safeguard your building

-  Lock all windows and double lock doors when you go out, even if it's only for a few minutes.
-  Make your home look occupied: use timer lights when the nights get longer, and cancel deliveries if you're going away.
-  Install a burglar alarm. These are proven to deter thieves.
-  Make sure your locks are strong enough to keep burglars out.

#### Secure your outside

-  Keep gates, sheds and garages locked and don't leave tools lying around as they can be used to break in.
-  Keep hedges at the front low and install outdoor lighting, so burglars have nowhere to hide.
-  Install trellises and spiky plants to stop burglars from climbing over fences.

For more advice on how to keep your home safe, visit [www.met.police.uk/burglary](http://www.met.police.uk/burglary)

## What to do...

### If you suspect an intruder is in your home

Don't go inside. Call the police straight away on 999.

### If you see a suspected burglar leaving

Do not challenge them. Call the police on 999.

Make a note of what they look like. Any vehicles and if they're carrying anything.

### If you've been burgled while you were out

Do not touch anything. Police can get fingerprints and DNA.

Report to police online at [www.met.police.uk](http://www.met.police.uk) or call 101.

Report stolen credit/debit cards to your banks.

**Never confront a burglar  
or risk your own safety**

# Keep burglars out of your property

Burglars will use a variety of ways to avoid being noticed.

They don't want to be seen or heard by a neighbour or passer-by because they will feel exposed and identifiable.

Distraction burglars will pretend to be someone they are not, so it's important you are aware of the common methods they will use to get you to let them into your property.

Here's some useful advice, firstly on helping to keep burglars out by giving them no hiding place and, secondly, on how to prevent a distraction burglary.

## Keep it visible

You'd think that it would be best to make a property less visible from the street, and to keep it hidden from prying eyes behind overgrown bushes, trees, high fences or walls. In reality, all that this serves to do is make it easier for a burglar to get close to a home unnoticed, and provide somewhere to hide while carrying out a burglary or theft from the property.

1. Lower fences at the front around one-metre high are preferable to high fences as they allow for a clear view over the top and don't provide cover for anyone wishing to hide.
2. At the rear and sides, taller fencing is recommended to prevent easy access.
3. Trellis, thorny plants, or a suitable anti-climb topping such as plastic spikes make it difficult for anyone climbing over a fence or gate.
4. Planting prickly or barbed shrubbery along boundaries and fence lines acts as an effective natural barrier.
5. Gravel driveways and paths will make sure you hear anyone approach.

## Other ways to make it difficult for burglars

<a href="#">CCTV</a>
<a href="#">Alarms</a>
<a href="#">Lighting</a>

## Distraction burglary

Distraction burglars pretend to be someone they are not in order to gain entry to your home.

### Common methods used by distraction burglars

- pretending to be from a care agency, the council or a utility company investigating a gas or water leak
- seeking help to leave a note for a neighbour or even asking for a drink of water if they claim to be thirsty or unwell
- claiming to be in a hurry or emergency and needing to get into your home quickly
- working in teams, with one person distracting you while the other searches your home

### How to prevent it

There are a number of things you can do to prevent distraction burglary. Don't be afraid to ask questions about anyone at your door – genuine callers won't mind. Always remember 'if in doubt, keep them out':

- use your door viewer to see who's there
- if you open the door put the chain on first
- always ask for ID and check it with the company before letting somebody into your home
- use the phone number advertised in the phone book or online, as the number on their identity card could be fake. For a utility company, call the customer service department. Close the door while you do this
- if you feel at all unsure, schedule a time for the caller to come back when a friend or relative is there
- for pre-planned appointments with utility companies, a password scheme can be set up

If you feel threatened or in danger by the presence of the caller, call [999](tel:999).

